

# Dental Lab Communication Photo Series

The Pacific Aesthetic  
Continuum



## Preop Shades

Retracted  
Camera with accurate color  
Shade tabs on same plane as teeth  
First image showing shade tab numbers  
Second image close up



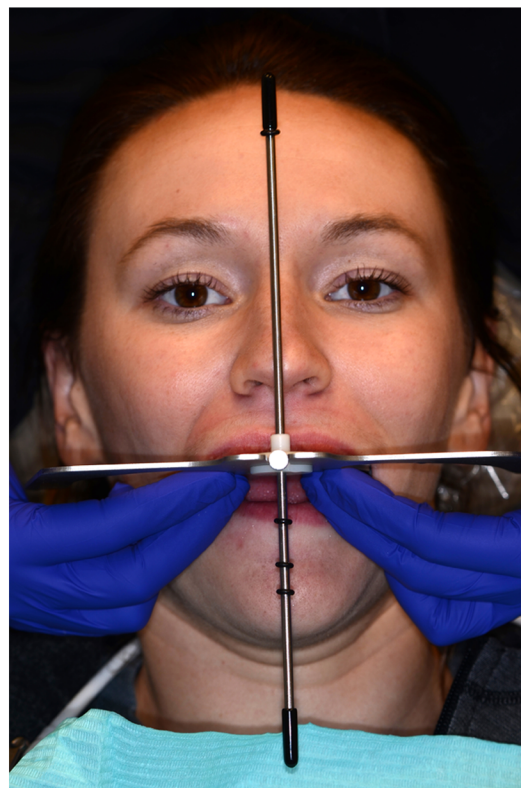
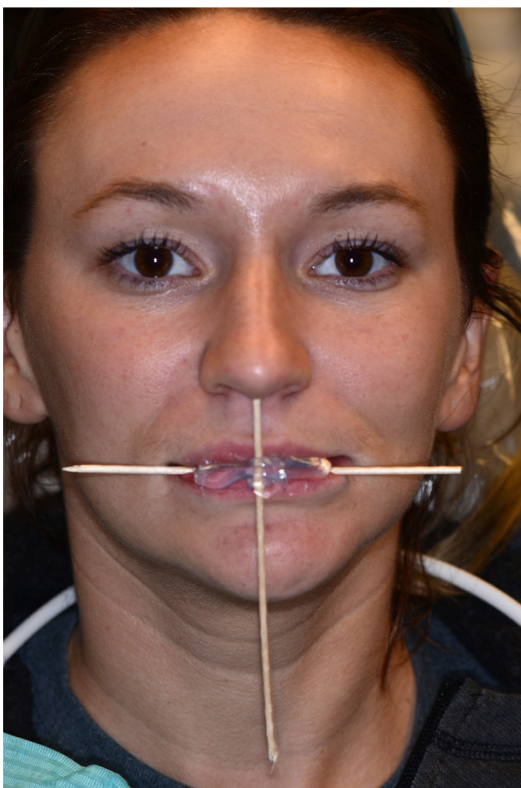
## Central insisor length

Retracted  
Camera angle from straight in front  
Ruler from zenith of gingiva to incisal edge  
Do both centrals




## Preparation color

Retracted  
No debris or blood on teeth  
Moist teeth  
Shade tabs on same plane as teeth  
First image showing shade tab numbers  
Second image close up



## Cant and face alignment

Patient sitting up in chair or standing  
Horizontal parallel to eyes generally  
Verticle on face midline  
Camera level and directly in front of patient  
Key is to show ceramist errors in our  
alignmet and any facial discrepancies



Joe DeGroot DMD

Joe DeGroot